2019 Tri-V Golf Final Payout Breakdown

	Name	Pts	1st Half Win	2nd Half Win	League Win	$/Pt	Tot. Winnings	Tot. Win. Rounded	$ Collected	$ Net
2	Angelosanto, Nick2	31.5				$39.60	$39.60	**$40.00**	$30.00	$10.00
1&2	Burke, David	50.5				$63.48	$63.48	**$63.00**	$60.00	$3.00
1&2	Horst, Dale	57.0		$10.00	$20.00	$71.65	$101.65	**$102.00**	$60.00	$42.00
1&2	Lewandowski, Mike	52.5				$65.99	$65.99	**$66.00**	$60.00	$6.00
1	Powals, Scott	7.0				$8.80	$8.80	**$9.00**	$30.00	($21.00)
1&2	Trachsel, Bill	51.5	$10.00			$64.74	$74.74	**$75.00**	$60.00	$15.00
1&2	Trachsel, Brian	31.0				$38.97	$38.97	**$39.00**	$60.00	($21.00)
1&2	Trachsel, Jay	44.5				$55.94	$55.94	**$56.00**	$60.00	($4.00)
1&2	Trachsel, Jeff	25.0				$31.43	$31.43	**$31.00**	$60.00	($29.00)
1&2	Trachsel, Mike	53.0				$66.62	$66.62	**$67.00**	$60.00	$7.00
1&2	Trachsel, Steve	32.0				$40.22	$40.22	**$40.00**	$60.00	($20.00)
1&2	VanHollebeke, Matt	51.5				$64.74	$64.74	**$65.00**	$60.00	$5.00
1&2	Whitefoot, Gerry	53.0				$66.62	$66.62	**$67.00**	$60.00	$7.00
	Total	540.0	$10.00	$10.00	$20.00	$678.78	$718.78	**$720.00**	$720.00	$0.00

Scores/Trend Key:

- Much under average
- Slightly under average
- About average
- Slightly over average
- Much over average

Summary/Notes:

- $720 total prize money collected
- $10 paid for winning a half
- $20 paid for winning the league
- $1.257 paid per point (540 pts awarded)
- Total winnings rounded to nearest dollar

2019 Tri-V Golf Individual Stats/Info

	Std Dev	Avg	# Avg Ovr	# Avg Und	1	2	3	4	5	6	7	8	9	10	11	12	13	14	15	16
Angelosanto, Nick2	2.64	44.8	6	7		43	50	48	46			46	44	43	48	45	43	44	42	41
Burke, David	3.36	42.7	9	7	49	43	39	47	46	43	43	40	40	45	39	36	45	42	44	42
Horst, Dale	3.96	49.4	6	9	56	48	53	54		49	45	57	45	46	50	47	50	49	45	47
Lewandowski, Mike	3.70	48.1	6	10	54	51	48	46	47	47	52	44	49	47	43	43	49	56	46	47
Powals, Scott	1.47	47.2	3	3		45	49	46	48	48	47									
Trachsel, Bill	2.85	42.6	8	6	43	46	43	46	41	39	41	47	39	39	46		43	40		43
Trachsel, Brian	2.83	48.2	7	8		47	46	53	45	49	48	46	44	52	50	50	51	50	48	44
Trachsel, Jay	3.48	44.1	8	8	50	42	46	47	44	39	44	42	48	44	37	48	45	45	45	40
Trachsel, Jeff	3.22	45.8	8	5		48	41	43	40	46	45	47	46	50	50	48			43	48
Trachsel, Mike	2.45	42.4	5	11	41	46	47	41	44	46	41	45	39	42	42	41	40	42	40	41
Trachsel, Steve	3.60	46.5	8	7		46	46	47	45	46	41	43	47	40	52	54	48	48	47	48
VanHollebeke, Matt	3.84	44.8	8	8	55	43	45	46	45	41	44	46	45	45	44	51	44	42	41	39
Whitefoot, Gerry	2.66	49.0	10	6	51	52	47	54	51	46	50	49	51	50	46	49	50	46	44	48

2019 Scores/Trend

Rolling Average Trend Chart

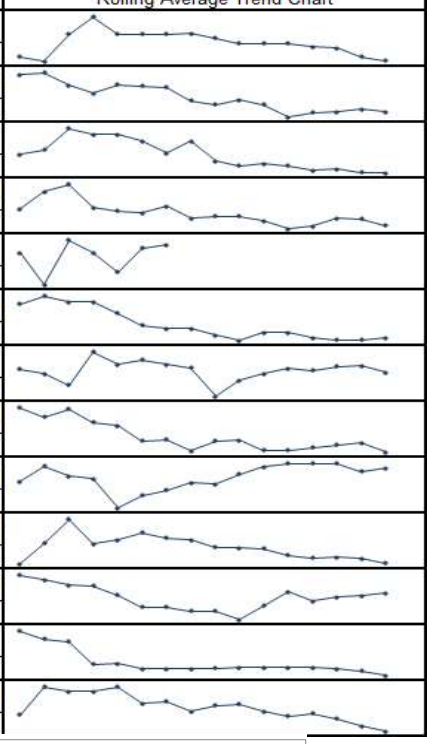

Lower Standard Deviation = More Consistent Golfing

Avg. w/o dropped scores

# of rounds over & under avg.
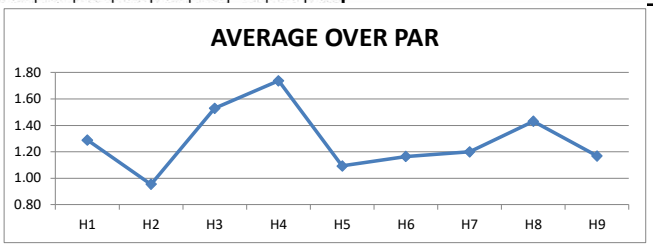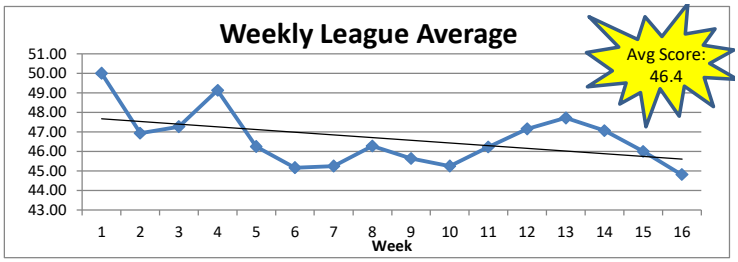
2019 Tri-V Golf Hickory Hill Stats/Info